

- print
- copy
- scan
- fax
- email

KM-4530 & KM-5530

Power and versatility at the heart of your business

For fast, high volume digital copying, printing and scanning, the modular KM-4530 and KM-5530 can be configured to suit your needs. Delivering performance and speed at the touch of a button whether it's a stand-alone digital copier or a powerful network printer and scanner system the KM-4530/5530 can grow with your needs. You can even double your productivity by connecting two machines together in tandem giving you 90,100 or 110cpm.

We understand your budget is important - you won't find more cost effective high volume copiers than these. The long-life components, robust design and high yield toner will reduce your downtime whilst increasing your productivity.



- 45cpm A4 and 24cpm A3 / 55cpm A4 and 28cpm A3 (KM-4530 & KM-5530)
- 600dpi print quality (enhanced to 1200dpi with Kyocera Image Refinement KIR2)
- Outstanding 3,700 sheet standard input capacity
- 7,700 sheet maximum input on the KM-5530
- Optional printing and scanning systems
- Standard stackless duplex unit provides fast, reliable double-sided copies & prints
- 20GB hard disk as standard



Do it **your** way


The KM-4530 and KM-5530 offer power and versatility to professionally handle all your document needs.

KM-4530 & KM-5530

Power and versatility at the heart of your business

Unbeatable performance

- Rapid and reliable copy speeds of 45cpm and 55cpm
- Access your documents quickly with a first copy speed of less than 3.9 seconds
- Enormous standard paper supply of 3,700 sheets not only allows you to use up to 4 different media types but allows for long uninterrupted copying/printing runs as well
- Save time and effort by increasing the KM-5530 paper input to its maximum of 7,700 sheets
- High speed printing plus fast 1200dpi resolution gives you professional, high quality output
- Reduced downtime and even further increased performance with the ability to replenish toner and paper without interruption to your printing



- A document management system that grows with you

The KM-4530 and KM-5530 can be customised to suit your exact needs. The modular design incorporates multiple finishing and multifunction options allowing you to sort, collate, send to a mailbox, staple, hole-punch or even fold and booklet staple your print or copy output for that added professional touch.





- Document finisher

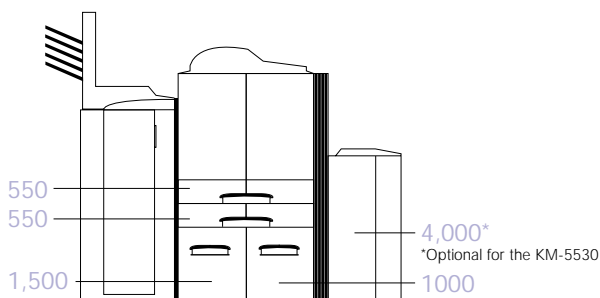
The powerful staple document finisher has a 2,000 sheet capacity and allows you to staple documents of up to 50 sheets capacity as well as offset sorting (KM-4530 only).

- High capacity finisher

The high capacity finisher (DF-610) enables you to produce high-quality professional material with ease. Incorporating sorting and stapling with optional booklet making and hole punching, it provides everything you need to create that professional image. Add to this fast duplexing and the ability to copy and print on thicker paper up to 120gsm from all paper sources, or 160gsm from the bypass, and you can easily and quickly produce professional looking booklets.

- Increase capacity

Add the optional 4,000 sheet feeder (ST-11) to the KM-5530 to give you uninterrupted printing and copying for high volume jobs.



- Tandem system



Tandem system – Dual KM-4530 90 pages per minute



Tandem system – Dual KM-5530 110 pages per minute



Tandem system KM-5530 & KM-4530 100 pages per minute

Thanks to a tandem copy/print system, you can double the speed and capacity of your system with a wide range of speeds from 45ppm and 50ppm to 90ppm, 100ppm, and 110ppm. The tandem system can meet all your needs for departmental use as well as the demands of a high volume production environment.

- Intuitive wide touch panel



Intuitive wide touch panel is easy to use and designed to save you both time and hassle for copying, printing, and scanning your documents. Explanations of each function are displayed on the panel, avoiding the need to refer to the manual. The touch-panel can even be customised to adapt to your precise needs. For instance one-touch and short-cut keys can be selected and displayed for frequently used functions – eliminating the need to browse through cumbersome menus.



KM-4530 & KM-5530

Power and versatility at the heart of your business

Do it **your** way

The KM-4530 and KM-5530 offer power and versatility to professionally handle all your document needs.

- **Easy administration**

KM-Net viewer is an advanced network management software tool that makes it possible to constantly monitor the status of every Kyocera Mita printer and multifunctional on the network. You also have the capability to monitor printer products from other vendors.

Network Printer

- **Productive professional printer**

The KM-4530 and KM-5530 enable you to enjoy the highest standard of fast, reliable and easy to use printing. With print speeds of 45ppm and 55ppm respectively and image refinement technology enhancing your output to 1200dpi you are ensured high quality printing every time. And with a thoroughbred onboard print controller, processing time is kept to a minimum for fast document delivery.



KM-4530 shown with DF-610 and MT-1



KM-4530 shown with DF-600

The settings of all printers on the network can be checked for paper and toner levels from your PC, making for totally efficient ordering and stocking. Settings, controls and operation of the print, copy and scan functions can be centrally managed and even pop-up emails sent to the network manager if a problem arises. All these elements combine to simplify operation, avoid expensive downtime and significantly reduce the work of network administrators.



Network Scanner

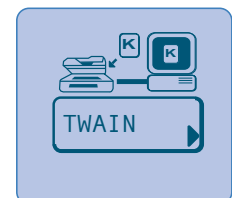
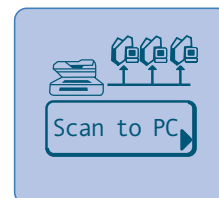
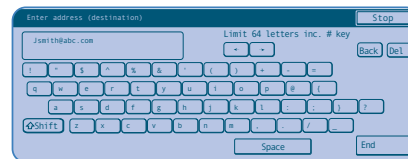
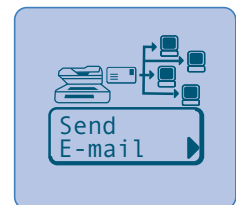
- Diverse scanning functions add flexibility, productivity and enhanced data sharing

Distributing information within your company becomes easy with the KM-4530 and KM-5530 scanner option. It allows data to be manipulated electronically with the utmost efficiency, scanning at a rate of 50/62ppm (KM-4530/5530), whilst retaining sharpness through 600dpi quality and recognition of 256 levels of greyscales. Documents are converted into universally readable PDF or TIFF formats, and automatically scanned in one of three ways: scan to PC, scan to email or the standard TWAIN options. The advanced scan function is designed for high speed, high quality and ease of use.



- Scan to email

Data can be scanned to multiple email addresses simultaneously. Simply select the destination addresses and scan the document using the same simple procedure you would to copy the document.



- Scan to PC

Reduce network traffic by scanning documents and saving the images directly into specific folders on a network PC.



Need more information? Visit: www.kyoceramita.co.uk

Do it **your** way

The KM-4530 and KM-5530 offer power and versatility to professionally handle all your document needs.

KM-4530 & KM-5530

Power and versatility at the heart of your business



Seamless integration in a digital world

- **Job storage**

The 20GB hard disk provided as standard with both the KM-4530 & KM-5530 enables storage of a mixture of scanned and printed data. This enables print jobs from multiple applications to be stored as one "document", even incorporating scanned originals into a print job. It also means that whilst you are busy copying a print job can be spooled at the same time, not only increasing efficiency but productivity as well.

Enhanced multiple printing system

By installing the optional printer hard disk a range of enhanced multiple printing system (eMPS) functions become accessible to help save you both time and money.

- **Quick copy**

The optional printer hard disk has the ability to store documents even after printing. So if you need a quick copy you can reprint multiple copies directly from the operation panel, eliminating the need to return to your PC or generating extra network traffic.

- **Proof-and-hold**

Save paper, toner, time and labour with proof-and-hold. Printing is automatically halted after the first set, so that it can be checked before choosing from the front panel to continue printing or to abort the job.

- **Private print**

Ensure confidentiality by entering a PIN number, (specified by the printer driver) on the front panel to begin printing. As a further security feature, print data will automatically be deleted from the hard disk after printing.

- **Virtual mail box**

Similar to private print, this PIN-activated function gives you the control to access, print or delete confidential data, stored on the hard disk, when you chose.

- **Rip once – print many**

Information is transferred just once on to the printer hard disk, however many copies you wish to print. This frees up both your PC and overall network capacity for other operations.




• Barcode reader

Quickly retrieve print jobs by simply scanning an assigned barcode. The required document will print at full engine speed without having to open it at the PC or send it across the network.



• The ecological choice

With long-life drum technology, the KM-4530 and KM-5530 benefit from reliable operation and ultra-low operating costs as well as reduced waste and minimised environmental impact. Add to this the ECOPrint mode that enables you to print with reduced toner consumption and your toner lasts even longer, reducing environmental impact and saving money.



We hear you would like to be more...

Productive and professional

- Need to increase productivity
- Want uninterrupted printing
- Desire high quality print/copy output



Cost efficient

- Need to reduce print cost
- Don't want to waste toner cartridges
- Want to reduce machine downtime



The KM-4530 and KM-5530 offer:

- 45/55 pages per minute, up to 110ppm with the optional tandem system
- Up to 400,000/500,000 pages between maintenance visits
- Standard 3,700 sheet input, max. 7,700 sheet (KM-5530) paper capacity
- 600dpi copy and scan, 1,200dpi print resolution
- Non-stop printing during paper/toner replenishment

The KM-4530 and KM-5530 offer:

- Unique Kyocera Mita KX drivers supporting PCL, PostScript and PRESCRIBE
- KM-Net viewer network management utility
- Combined job box

Seamless

- Want greater compatibility between your copier and your printers
- Want a multi-function device which is 100% safe to put onto your network
- Want the convenience of combining paper originals and files from your PC in one document



Ease of use

- Don't want to deal with confusing symbols
- Don't want to go through multiple menus to find frequently used functions
- Want to scan to email



The KM-4530 and KM-5530 offer:

- Wide touch panel, intuitive symbols with clear explanations
- 3 customised short cut keys on operation panel for abbreviated control of regular tasks
- Step by step scanning, easy to use utility with access to your own address book

The KM-4530 and KM-5530 offer:

- Up to 400,000/500,000 page prints without maintenance visits
- Longer maintenance intervals and reduced servicing times to reduce the down time of the machine at the hub of your business



Need more information? Visit: www.kyoceramita.co.uk

KM-4530 KM-5530

General

Type	Console
Engine speed	Max. 45/24ppm A4/A3 (KM-4530) Max. 55/28ppm A4/A3 (KM-5530)
Resolution (scan/copy)	600 x 600 dpi, 256 greyscales Fast 1200 (1800 x 600 dpi) printing 2400 x 600 dpi with KIR2 (print)
Warm-up time	120 seconds or less
Maximum Duty Cycle	160,000 pages per month (KM-4530) 240,000 pages per month (KM-5530)

Power Consumption

Copying:	1,020 W (KM-4530) 1,126 W (KM-5530)
Stand-by:	202 W (KM-4530) 196 W (KM-5530)
Power-save mode:	153 W (KM-4530) 149 W (KM-5530)
Noise Copying:	60 dB
Stand-by:	40 dB
Power Source	AC 220 ~ 240 V, 50/60 Hz
Dimensions (W x D x H)	680 x 804 x 1,141 mm
Weight	Approx. 189 kg

Paper Handling

Paper capacity	550-sheet x 2 universal paper feeder (60-80 gsm, A5R-A3, Folio) 2,500 high capacity paper feeder (120 gsm, A4) 100-sheet multi-purpose tray (45-200 gsm, A6R-A3, Folio) Max. 7,700 sheets (KM-5530)
Standard output capacity	250-sheet face-down/face-up

Copy Functions

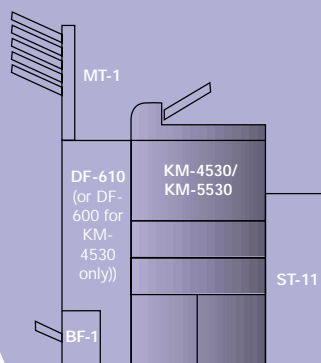
First copy time	3.9 seconds or less
Continuous copy	1-999 sets
Memory capacity	Standard 128MB and 20GB HDD
Zoom	25% - 400% in 1% steps
Magnification ratios	22 Reduction, 9 Enlargement
Features	Energy save mode, EcoPrint mode, duplex (up to 120 gsm), short cut keys (3), electronic sort, scan once copy many, copy job time indication, job building, batch copy, N-up printing, booklet, pause function, job reservation, forms overlay, page numbering, department code (1,000)

Print Functions (Optional)

Processor	PowerPC 750 400 MHz
Memory	Standard 32 MB + ECOMemory Max. 288 MB, 2 additional DIMM slots (16, 32, 64, 128 MB)
Emulations	PCL 6 incl. P.JL, KPDL3 (PostScript Level 3 compatible), Line Printer, IBM Proprinter X24E, Epson LQ-850, Diablo 630, KC-GL
Unique controller language	PRESCRIBE IIe
Fonts	80 outline fonts (PCL6) 1 Bitmap font, 136 outline fonts (KPDL3), 45 types of one dimensional barcodes, 1 type of two-dimensional barcode (PDF-417)
Interface	Standard IEEE 1284, RS-232C Standard 10Base-T/100Base-TX KUIO-LV slot

Mix and match

your options to suit your needs



Part numbers for ordering

Print-4530	Print function incl. NIC
Scan-4530	Scan function
TS-1	Tandem system
ST-11	4,000-sheet A4 paper feeder (KM-5530 only)
DF-600	2,000-sheet document finisher (KM-4530 only)
DF-610	3,250-sheet booklet finisher
BF-1	16-sheet booklet folder for DF-610 finisher
PH-3C	2/4-hole punch unit for the DF-610 finisher
MT-1	Mailbox (5 x 200-sheet bins)

For further options and configurations visit:

www.kyoceramita.co.uk/products

Scan Functions (Optional)

Functionality	Scan-to-PC, scan-to-mail, network TWAIN
Scan speed	50 originals per minute (600dpi/A4) (KM-4530) 62 originals per minute (200dpi/A4) (KM-5530) 55 originals per minute (600dpi/A4) (KM-5530)
Original recognition	Text, photo, text + photo, OCR
Resolution	600, 400, 300, 200 dpi (256 greyscales)
Applicable OS	Windows 95, 98, Me, NT 4.0, 2000
Interface	TCP/IP
File types	TIFF, PDF
Network protocol	TCP/IP
Bundled software	Scanner File Utility, Address Book, Address Editor, TWAIN source, PaperPort Deluxe

Tandem Copy/Print (Optional)

Functionality Tandem	Tandem copy, tandem print
copy, tandem print	
Variation	110 ppm: KM-5530 + KM-5530 100 ppm: KM-5530 + KM-4530 90 ppm: KM-4530 + KM-4530

Options

ST-11	High capacity 4,000-sheet A4 paper feeder (KM-5530 only)
DF-600	2,000-sheet document finisher with 50-sheet stapling (KM-4530 only)
DF-610	3,250-sheet document finisher with sorting, stapling, and optional booklet making and hole-punching
BF-1	16-sheet booklet folder for DF-610 finisher (up to 200gsm)
PH-3C	2/4-hole punch unit for the DF-610 finisher
MT-1	Mailbox (5 x 200-sheet bins)
HD-3	3.2GB hard disk for Print-4530
CF-16	16MB Compact Flash card for Print-4530
Print-4530	Network Printing System
Scan-4530	Network Scanning System
TS-1	Tandem system for tandem copy/print function
Internal multi-protocol network interfaces for use with Print-4530 or Scan-4530	
SB-110	10/100BaseTX Ethernet interface
SB-60	4/16Mbit Token ring (STP/UTP) interface
SB-110FX	100BaseFX Fibre Optic interface
SB-50	10BaseFL Fibre Optic interface



Need to know more? Visit: www.kyoceramita.co.uk

Businesses nowadays want it all: productivity-enhancing innovation, workhorse reliability and digital functionality. With the joint development and merging of technologies between Kyocera Corporation and Kyocera Mita, we are able to develop innovative products that will satisfy your needs more efficiently than ever before.