




-  print
-  copy
-  scan
-  fax

# KM-1530

## High performance in a compact design

Look no further for all your workgroup copy and print needs. The latest advancements in design mean you benefit from improvements in ease of use, flexibility and eco-friendliness.



- **15cpm (18cpm with additional memory)**
- **600dpi (print quality enhanced to 1200dpi with Kyocera Image Refinement KIR2)**
- **First time to copy less than 5.5 seconds**
- **250 sheet paper feeder and 50 sheet multi-purpose feeder as standard**
- **Up to three additional paper feeders, 1,050 sheet max input capacity**
- **Ultra-fast 200MHz PowerPC processor**
- **CompactFlash card for high-performance forms and graphics support**
- **Long life drum guaranteed for up to 100,000 pages**



# KM-1530

## Do it **your** way

Mix and match your options to design a copier to meet your needs - whether it's large-volume or shared workgroup copy-printing - now and in the future.

## connect and forget

- **Seamless integration and accessibility**

Make your copier-printer work for the group by installing a network card to suit your environment.

- **Easy administration**

KMPM – Kyocera Mita PrintMonitor software suite, included as standard with every printer option, provides time critical fault diagnostics over your network. Keep one step ahead of the game by monitoring your network copiers and printers from one PC, combining advanced features and open functionality for other manufacturers' printers, increasing management efficiency in mixed copier-printer environments\*.



\*KMPM compatible with Windows NT, Windows 95/98/2000

- **Carefree compatibility**

The KM-1530 provides full emulation support increasing its compatibility with your software environment. In addition to PCL5e, PCL6 and PostScript Level 2 it also supports PRESCRIBE IIe, IBM ProPrinter X24E, Epson LQ-850, Diablo 630 and Line Printer.

- **Flexible paper handling**

With up to three additional 250-sheet paper trays it couldn't be easier to meet your large volume paper requirements, providing up to 1,050 sheet capacity. When your copying and printing demands thicker paper, light card or envelopes the 50-sheet bypass feed provides the ideal solution.

- **Record-breaking performance**

Quick off the starting block with a warm up time of about 30 seconds and a first copy time of less than 5.5 seconds, the KM-1530 is the fastest in its class.



- **Versatile printing**

Make your machine work for you. With the additional printing option you can turn your copier into a printer, printing up to 18ppm (with the installation of the memory board) at 600dpi, enhanced to 1200dpi with Kyocera Image Refinement (KIR2) technology. Advanced driver features ensure it's straightforward and easy to use.

- **Enhanced document output**

Benefit from increased flexibility with the optional job separator to divide print and copy output. Include an additional paper tray and memory board for rotate sorting, ideal for the sorting and managing of your documents. Add to this the 70-sheet document feeder for all your text, photo-quality and mixed originals up to A3 and you have the complete solution.

- **Easy to use**

With the new, user-friendly control panel the KM-1530's special functions are easily accessible - such as the automatic paper selection, magnification selection, text mode, photo mode, contrast settings and 50% - 200% zoom, to name just a few.



- **The ECOlogical choice**

Long life components ensure reliability and low maintenance operation for up to 100,000 copies/prints as well as reducing waste and minimising environmental impact. When the KM-1530 runs out of toner you don't have to replace the complete cartridge, just the toner reducing your running costs as well as being eco-efficient.



connect.print.copy.forget



Need more information? Visit: [www.kyoceramita.co.uk](http://www.kyoceramita.co.uk)

# KM-1530

## Copier

Type	Desktop
Technology	Dual component, Single laser
Engine speed	Max 15/8 pages A4/A3 per minute Max 18/9 pages A4/A3 per minute (With MB-5A)
Resolution	First copy time 5.5 seconds or less 600 x 600 dpi, 256 greyscales (scan/copy) 2400 x 600 dpi, 256 greyscales with KIR2 (print)
Warm-up time	30 seconds or less

## Basic Specifications

Power consumption	1.08 kW
Power source	220/240 V, 50/60 Hz
Dimensions - Main unit (W x D x H)	550 x 560 x 498 mm
Weight - Main unit	Approx. 41 kg

## Paper Handling

Paper capacity	250-sheet universal cassettes 64-80 gsm A5R-A3, Folio 50-sheet multi-bypass 45-160 gsm A6R-A3, Folio, envelopes
Output capacity	250-sheet internal tray
Copy memory	Optional 32MB RAM
Original size	Max. A3
Continuous copying	1-250 copies
Zoom range	50-200% in 1% increments
Magnification ratios	13Reduction, 9Enlargement fixed
Features	Transparency mode, Energy save mode, Interrupt mode, copy management (max. 100 ID codes), scan-once-copy-many 1, electronic sort 1, rotate copy 1, rotate sort 1, n-up copy 1, margin shift 1, border erase 1 with optional MB-5A

## Print Functions (Optional)

CPU	PowerPC 450GF/200 MHz
Memory	Standard 8MB (136MB Max), Additional 1 DIMM Socket(16, 32, 64,128MB)
Emulations	PCL5e, PCL6 incl. P.JL, PostScript II (KPD2), Line printer, IBM Proprinter, Diablo 630, Epson LQ- 850 PRESCRIBE IIe
Controller Language	Agfa 80 outline fonts (PCL/KPDL), 1 bitmap font
Fonts	Standard IEEE 1284
Interface	Network card (10BaseT/100BaseTx) as option CompactFlash card as option

## Mix and match



### your options to suit your needs

Part numbers for ordering	
(ST-12) 250-sheet paper cassette	<b>023A5513</b>
(STDF-3) 70-sheet document feeder	<b>023A7500</b>
Platen cover	<b>2AV82040</b>
(J-1302) 100-sheet job separator	<b>023A8500</b>
Automatic original size detection	<b>2AV82050</b>
Cabinet (as shown)	<b>80081231</b>

For further options and configurations visit:

[www.kyoceramita.co.uk/products](http://www.kyoceramita.co.uk/products)

## Options

Automatic document feeder STDF-3	70 sheets, 35-160 gsm, A5R-A3 250 sheets, 64-80 gsm, A5R-A3, Folio (universal)
Paper cassette ST-13 (max. 3)	100 sheets, 64-80 gsm, A5R-A3, Folio 32 MB
Job separator J-1302	Printer interface kit
Memory board MB-5A	10BaseT/100BaseTX
Printing System (K)	16/32/64/128 MB 100-pin DIMM
Network card NC-110	High version (1-2 paper cassettes)
Printer memory	Low version (3-4 paper cassettes)
Cabinet	
Platen Cover	
ACSD. Automatic Original Size	
Detection of originals	



Need to know more? Visit: [www.kyoceramita.co.uk](http://www.kyoceramita.co.uk)

Businesses nowadays want it all: productivity-enhancing innovation, workhorse reliability and digital functionality. With the joint development and merging of technologies between Kyocera Corporation and Kyocera Mita, we are able to develop innovative products that will satisfy your needs more efficiently than ever before.